



Click on section header
for more details



Click on home icon
to come back

01 | Augmented Finance Capability & Solution

02 | Payables Capability & Solution

03 | Receivable Capability & Solution

04 | Record to Report Capability & Solution

05 | Management Reporting Capability & Solution

06 | Tax Capability & Solution

07 | Sourcing & Commercial Finance solution



Augmented Finance Capability & Solution

01

Agentic AI is rewriting the Finance playbook




AI took a **STEP**
Agentic AI takes a **LEAP**

The Future-ready Finance Organization

Current State

-  Trigger based and reactive execution
-  Fragmented insights and retrospective analysis
-  Tactical Finance Operations

Future State

-  Autonomous transactions and real-time visibility
-  Unified Intelligence and predictive insights
-  Strategic Finance Operations

What's powering the shift

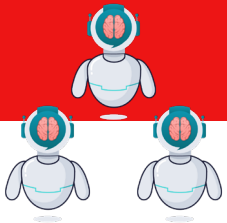
AI agents at the core



Autonomous agents with reasoning, learning, and contextual decisioning



Engineered for scale, interoperability, and transparency



Empowering with Guardrails



Human at the helm
AI as Co-Pilot and not replacement



Ethical & Responsible AI
Governed by Design

Payoffs



Continuous Close Cycle



More with Less



Accelerated Insight to Action



Static Reporting to Foresight




Agility with unwavering Precision and Control

Companies piloting AI Agents is growing exponentially
37% to 65% QoQ growth reported by a KPMG survey

Powering competitive advantage through purpose-built solutions

Combining Next-Gen Intelligence with Hands-On Finance Expertise

 Traditional to Augmented Operations Redefined Towers with Agentic AI		 Our Agentic AI Solutions		 Targeted Transformative Interventions		
 Accounts Payables & Receivables "Data Entry to Autonomous transactions"		SPRINT AP + AR Collection Agent		PRIMS	Receivables & Collections Analytic	Predictive Cost Behavior Model
 Record to Report "Periodic to Continuous close"		Financial Close Agent		TB Analysis	MECR	Inter Company
 Financial Planning & Analysis "Hindsight to Prescriptive foresight"		Financial Performance Agent		CFO Blue Book		Report Transformation
 Tax & Compliance "Reactive to Predictive compliance"		Transfer Pricing Agent		Partner Solutions for Indirect Tax Compliance		
 Sourcing & Commercial "Cost Control to Value Creation"		ProcureSPRINT		Dynamic Supply Chain Control Tower		

Agentic at the core. Domain at the foundation. Flexibility at the edges



Payables Capability & Solution

02




SPRINT AP™

Agentic AI powered
Accounts Payable Solution


SPRINT AP™ - Agents at work




Intelligent, Touchless & Agentic AI
powered Accounts Payable Solution




Email Agent
Smart email
management on
invoice copies and
helpdesk queries




Extraction Agent
Intelligent invoice
extraction enabling
seamless
automation




Validation Agent
Manifold validations
enabling better
controls




Coding Agent
AI enabled coding
for Non-PO
invoices for
accurate accounting




Exception Agent
Managing process
exceptions through
seamless workflow




**Integration agent –
Agnostic to any ERP**
Integrated posting
stitching end to end
automation



**24/7 Support
Center**
Cognitive query
assistance



**Process
mining agent**
AI driven analytics
to identify
bottlenecks and
suggest
recommendations



Reporting agent:
AI-powered insights
for strategic
decisions



Features & Functionalities-SPRINT AP

Cross-functional enablers that unify and orchestrate the payable function

Smart Data Ingestion & Contextual Understanding

- **Automated invoice submission** through designated email boxes,
- **Integration with internal & external sources** via vendor portal, buyers portal, etc for exchange of documents & information
- Intelligent OCR **extracting information** from invoice & supporting documents and **validates for any discrepancies**
- **100+ languages** and supports handwritten documents

Controls

- **Duplicate check** which prevents invoices from getting into the system
- **Digital approval with Inbuilt Delegation of Authority** and clearly laid **audit trail** thereby reducing the probability of fraud/incorrect approval
- **Digital QC framework** Automated QC enabling greater accuracy

Automated Reporting & Analytics

- **Invoice status dashboard;** Invoice status review across queues along with ageing, overdue status
- **Visibility to key metrics** like available Vs actual discount earned, Supplier Paid on Time, differential pay term, etc
- **Spend analytics** on vendor-wise, location-wise, product-wise, analysis on spend

Helpdesk

- **Self service** of vendor queries through chat bots
- **Smart Email management;** Reads, Categorizes, Prioritizes, draft responses to vendor emails



AI Capabilities

Document Intelligence

Intelligent invoice validation which accelerates processing decisions

Helpdesk & Chatbot

Cognitive query assistance which can read, categorize and draft response understanding the tone of the email

Process Discovery

Identify the bottleneck and suggest possible interventions to increase automation

Matching

Intelligent 3-way matching incorporating AI algorithms with comprehensive exception management

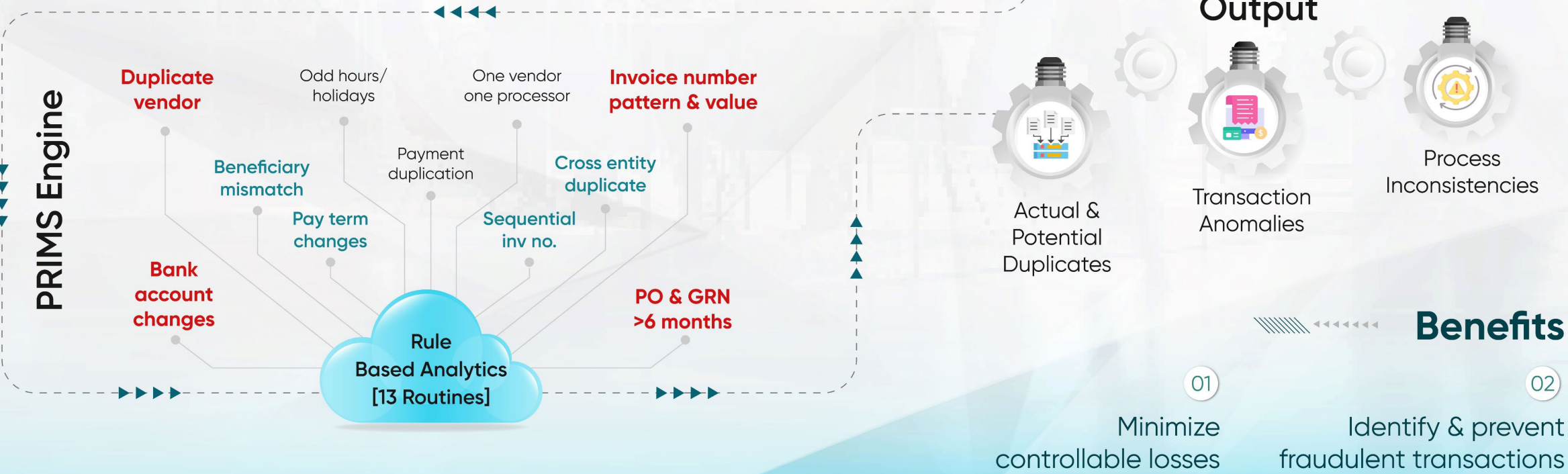
Insights

AI-powered insights for informed strategic decisions along with real time monitoring



Preventive Risk Intelligent Monitoring System [PRIMS]

Provide early **warning signs of risks** enabling us to visualize and analyze data with greater **speed and efficiency**





Receivable Capability & Solution


03




AR Collection Agent

Agentic AI powered
Receivable Collection Solution


AR Collection Agents at work




Optimizing working capital with
adaptive and insightful AI




Email Agent
Automates outbound communication and dynamically adjusts timing and method based on customer behavior




Credit Risk Assessment Engine
Smart credit decisions with AI powered risks assessment




Negotiation Agent
Adapts negotiation styles and propose repayment plans with set limit




Personalization Agent
Customize tone, language and Outreach schedule per user profile an prioritize key accounts




Handover Agent
Loop human in loop for complex problems




Integration agent – Agnostic to any ERP
Integrated posting stitching end to end automation



24/7 Support Center
Cognitive query assistance



NLP Agent
Understands and responds to customer queries in real time, extracting both intent and sentiment.



Reporting agent:
AI-powered insights for strategic decisions



Features & Functionalities-AR Collection Agent

Cross-functional enablers that unify and orchestrate the AR Collection Process

Smart Data Ingestion & Contextual Understanding

- Predict likelihood of customer repayment, defaults or disputes
- Self directing agents can plan, initiate and adapt collection strategies without human intervention

Automated Reporting & Schedule Generation

- Prepares scheduled reports automatically
- Enables personalized outreach to customers at different time zones

ERP-Agnostic Integration

- Multi ERP compatibility
- Manages ERP steps and checklist execution

Unified Close Orchestration

- Enhanced Cash flow forecasting
- Intelligent Dispute resolution

AI Capabilities

Anomaly Detection & Predictive Insights

- Triggers automatic alerts on past due payments
- Track promise to pays and reach customers timely
- Strategize accounts using predictive insights

Continuous Learning & Adaptation

- Continuously updates model based on new data, outcomes and debtor interactions
- Improvise future collection strategies
- Multilingual capabilities to adapt to any query from any geographical debtors

Knowledge Retention & Tribal Memory

- Tracks complete conversational history of customers
- Use predictive analysis for future addressing of similar queries

Embedded Compliance & Control Execution

- Dashboard and Human in loop controls to monitor and override AI decisions when necessary
- Visual Dashboards display AI reasoning, performance metrics and actions taken





RECEIVABLES & COLLECTION ANALYTICS

Provide Intuitive and Actionable Insights Through Data Visualization to Enable Decision Making

Extraction
Scheduled program to extract data from SAP

Integration
Consolidate data within Datamart / Snowflakes

Transformation
Structured data accessible for analysis

Analysis
Framed Logics to convert data into actionable insights

Visualization
Data representation in Tableau

FEATURES



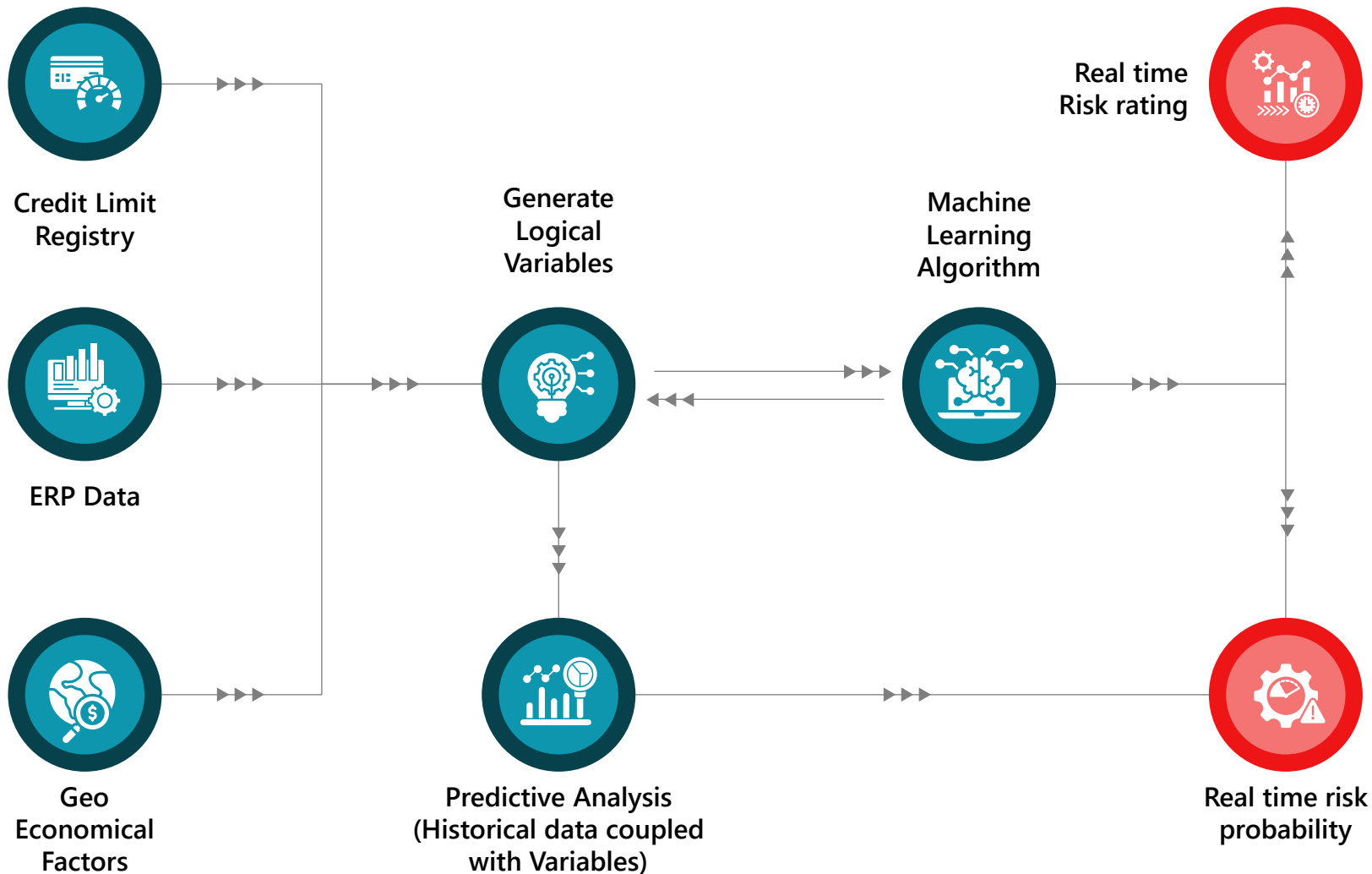
BENEFITS

Targeted Intervention enabled thru actionable insights

Optimizes working capital management

Improve forecasting & decision making

Credit Risk Model



Approach

- Consolidate historical data
- Define business rules & variables
- Apply Machine Learning Algorithms impacting credit risk
- Derive Credit risk probability at customer level
- Create Visualization layers

Outcome

- Compare credit risk probability of a customer against historical period
- Customer categorization as low / medium or high based on credit risk
- Customer behavioral pattern within and across regions / enterprise
- Detailed insights of customer behavior available
- Real-time analysis





Cash Application Automation

Apply cash on real time basis to enable improved cash forecasting and optimizing working capital

Technology interventions



Host to Host data transmission
Automatic download of bank statements



Enhanced ERP Rules & logics
Customized business specific rules & logics



Short/over payment handling
Advances / bank fees posting enabled



Matching proposals using AI/ML
Provides proposals to apply cash



Email extraction using RPA
Extract remittance details from emails

Benefits

- 01 Real Time application
- 02 Improved accuracy
- 03 Visual Dash boards
- 04 Reduced cycle time
- 05 **>90%** auto applied





Automation of Cash Application Using RPA

Cash & Carry business model in Africa requires instant customer receipting in ERP to release orders, any delays will lead to loss of business

Customer Pain Point



Customers queuing up in factory for immediate goods release (30 mins TAT)

Customer code Identification

Frequent manual downloading of bank statement

Delay in Posting entry in ERP

Our unique solution



Scheduled Auto bank statement download

Customer code derived based on key words in bank narration

Auto post entry in customer account

Automatically send confirmation to operations / sales team

Auto clear invoices with receipts on FIFO basis

Results Delivered



82%
Process automation achieved in Ghana

0%
Duplicate receipt accounting

96%
Process automation achieved in Nigeria

100%
On Time (TAT) receipting



Benefits

- 01 Improved accuracy
- 02 Instant posting
- 03 Seamless order creation & Receipt posting



Coverage

- Africa**
- 01 Agro & Packaged food business
 - 02 **~200,000** receipt per annum



Record to Report Capability & Solution


04




Finance Close Agent

Agentic AI powered
Record-to-Report Solution

Finance Close Agents at work




Accelerating Financial Close and AI enabled real time reporting




Book Closure Agent

- Manages period close schedule
- Executes steps in ERP and month-end checklists
- Action on outcomes




Journal Management agent

- Automate journal entry management
- Prepare & post journals
- Maintain approval matrix
- Track journals




Analysis & Anomaly Detection Agent

- Scrutinize transactions and balances
- Tracks anomalies and trends
- Runs health checks & flag outliers
- Trigger actions on anomalies




Reconciliation agent

- Automates comprehensive reconciliations
- Trigger action against open items
- Tracks closure of action item




Report Agent

- Automate reports & schedule
- Define templates



Compliance & Control Agent

- Manages policies and compliance masters
- Validate adherence and highlight outcomes



Knowledge Retention Agent

- Stores SOPs, SIPOCs, exceptions and issue logs etc.
- Maintain context of each close tasks for easy reference





Features & Functionalities-Finance Close Agent

Cross-functional enablers that unify and orchestrate the Finance Close Process

Smart Data Ingestion & Contextual Understanding

- Reads GLs, subledgers, reconciliations, and journals
- Extracts insights from structured and semi-structured data

Automated Reporting & Schedule Generation

- Prepares scheduled reports automatically
- Enables report scheduling and templating

ERP-Agnostic Integration

- Multi ERP compatibility
- Manages ERP steps and checklist execution

Unified Close Orchestration

- Executes end-to-end close workflows across agents
- Tracks dependencies and cut-off adherence

AI Capabilities

Anomaly Detection & Predictive Insights

- Tracks trial balance daily, flagging outliers, missed entries, & unusual trends
- Triggers alerts and corrective workflows

Continuous Learning & Adaptation

- Learns from journal corrections, and approvals
- Adapts to evolving close patterns and exceptions

Knowledge Retention & Tribal Memory

- Stores SOPs, SIPOCs, and exception logs
- Reduces reliance on individual expertise by maintaining key decisions over time

Embedded Compliance & Control Execution

- Ensure alignment with policies while executing predefined controls and flagging non-compliance
- Supports audit trails and governance





Trial Balance Analysis & Anomalies detection(1/2)

Objective: Review Trial Balance validation checks, provide early warnings for specific account headers and highlight outliers

CHALLENGES

Significant manual efforts & time being spent

Delays in book closure due to complexity & last-minute reviews

No Real Time Tracking

Mostly not performed comprehensively due to time constraints

Trends and Comparatives not being performed

Performed during month end gives no reaction time



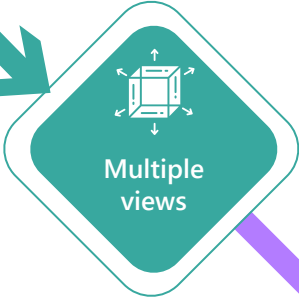
Extract Primary data from ERP both at Transaction and balance levels



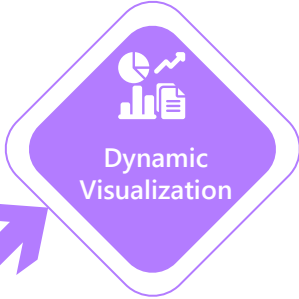
Checklist and rules are predefined



GL , PC, BA mappings are in built



Slice and Dice views in different dimensions



Data representation in **Charts and Tables** with trends and KPIs

FEATURES

Real Time view of Data and Trends

Outlier and Exception

Visualization in Charts and Tables

One Click with minimal TAT

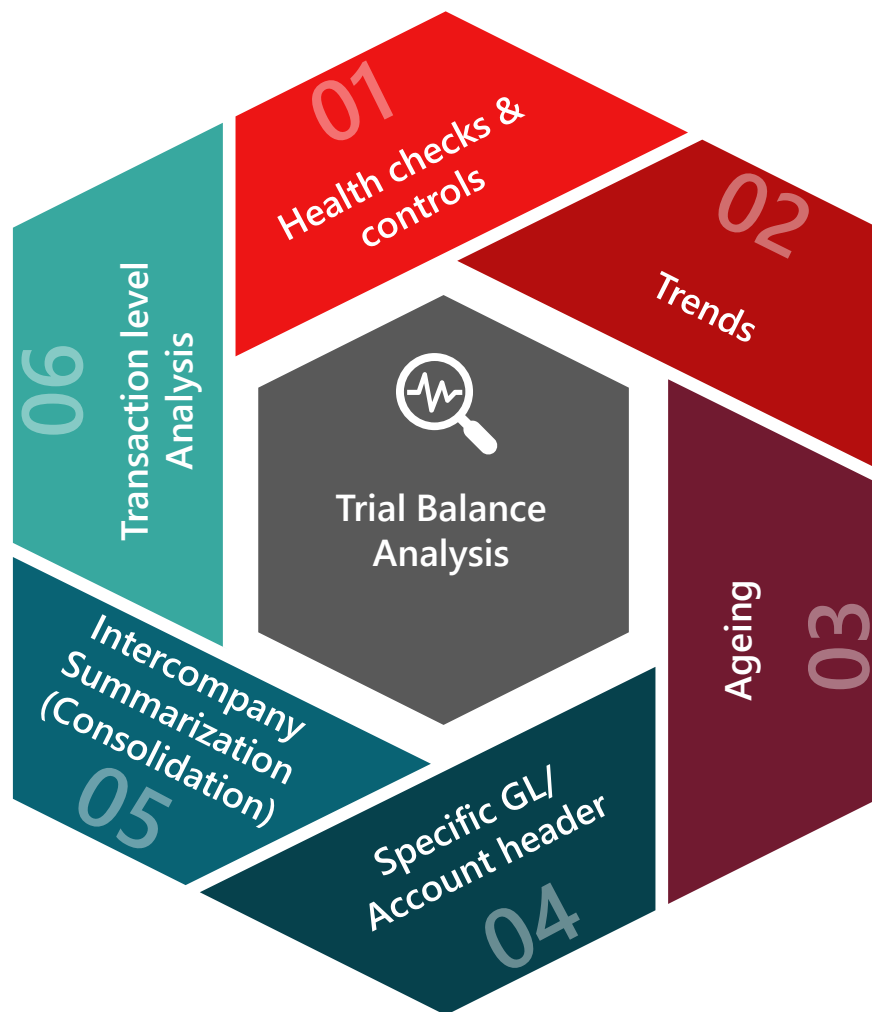
BENEFITS

- Provides **financial Healthcheck** much ahead of Month close enabling more reaction time
- **Reduces manual efforts** and analysis can be performed multiple frequencies
- Enables **actionable insights** using Real time data
- **Optimizes time and effort** in analysis.
- Risk and compliance monitoring
- Outliers and Exception Reports for focused interventions
- Basis for KPIs / Target setting using Trends



Trial Balance Analysis & Anomalies detection(2/2)

Types of Analysis



- Provides real-time insights and dynamic Analysis
- Highly customizable and tailor-made solution
- Interface with ERPs/external files/ data sources and applications
- Flexible for changes and easily scalable




Intercompany Accounting & Reconciliation

Objective: Eliminate Recon differences and Accelerate recon process to near real time using RPA/ML enabled technology



Interface

Interfaces with multiple ERPs



Defined Rule sets

Accounting and Matching rules are predefined




RPA/ML Automated Matching

Leverage RPA/ML for automated matching using set criteria



In built mappings & Approval matrix

GL , PC, BA & approval list mappings based on nature of transaction



Common reference

Transactions have common reference numbers



Centralization

Enables to centralize Intercompany process as a CoE

FEATURES



Outcomes

- **96% auto matching** of transactions
- **87% auto interface** of Interco accounting
- Implemented in **200+ entities**
- **Increased frequency** of Interco Recons in a month
- **~15 days** saved and included as a **Month end activity**
- **~50% efficiencies** created in the recon process

MINDSPRINT

M E C R

Month End Cycle Time Reduction

Accelerate Month End Close
by Integrating
Technology Solutions

Implemented across
50+ entities

Improved cycle
time reduction from
10 work-days to
4 work-days

TECHNOLOGIES



ERP



RPA



ML / AI



Business
Intelligence

Fixed Asset
02 Days Reduced



Sales | Billing
& delivery
03 Days Reduced



Purchase |
GRN
02 Days Reduced



Payroll
04 Days Reduced



Fair Valuation
/ M2M
03 Days Reduced



TB Review
03 Days Reduced



AP Vendor Invoice
& Payment Close
03 Days Reduced



AR | Cash
Application
01 Days Reduced



Intercompany
Reconciliation
18 Days Reduced



Provisions, Accruals,
Allocations &
Reclassifications
02 Days Reduced



Month close
Schedules &
Reports
05 Days Reduced



Bank
Reconciliation
08 Days Reduced



Board Pack with
Commentaries
(Act v Bud)
06 Days Reduced



P&L & B/S
Finalization &
Consolidation
03 Days Reduced



LEVERS
Rescheduling
Standardization
Automation



Management Reporting Capability & Solution


05



Finance Performance Agent

Agentic AI powered
Management Reporting Solution

Performance Agents at work



Autonomous CFO Assistant for Real-Time Insights & Forecasting




Data Collection Agent

- Collates information from various departments within the organization
- Extract data from various systems & ERP



Analysis Agent

- Identifies and explains variances
- Suggest forecasts & budget adjustments
- Run what-if scenarios for decision



Planning agent

- Populates AOP & forecasts
- Improves forecast accuracy by learning from past data
- Adjusting projections




Reporting Agent

- Generates reports and dashboards
- Enable scalable reporting across numerous business segments
- Handle adjustments




Narrative Generation Agent

- GenAI features for auto-generation of contextual narratives
- AI summaries for reports and insights



Interactive Chat Agent

- Conversational interface for finance users
- Address real-time financial queries
- Navigate information



Contextual Memory agent

- Retains historical performance & budget assumptions
- Retains pricing information
- Retain business rules & organizational hierarchy



Features & Functionalities-Finance Performance Agent

Cross-agent orchestration and performance intelligence enablers

Smart Data Understanding

- Ingests ERP, GL, KPI, and planning data to interpret business drivers and performance thresholds
- Maps cost/profit centers, product lines, and BUs for structured financial insights

Automated Execution Layer

- Auto-generates dashboards and management reports, and first-cut forecast projections
- Handle adjustments to reports within the tool for seamless updates

Integrated Performance Orchestration

- Coordinates planning, forecasting, and reporting cycles while aligning data across business units and hierarchies
- Interfaces with BI tools and planning platforms for seamless integration

Compliance & Oversight Framework

- Reviews cost booking, trends, and policy adherence across direct/indirect expenses
- Supports audit readiness and governance to ensure compliance



AI Capabilities

Advanced Reasoning & Simulation

- Explains variances Budget vs. Actual while suggesting forecast & budget reallocations
- Runs “what-if” simulations for business scenarios

Continuous Learning & Adaptation

- Learns from forecast misses, variance explanations and approval feedback to refine projections and business insights over time
- Dynamically adjusts commentary and narratives based on user interactions

Contextual Intelligence

- Retains assumptions, rules, and corrective actions, and Understanding of approval flows and organizational hierarchy
- Accesses accounting policies, and reporting structures for informed decision making

Proactive Anomaly Detection

- Monitors financials to flag outliers, inconsistencies, and anomalies in cost trends or revenue patterns
- Supports real-time financial query resolution for swift issue identification



CFO Bluebook (1/2)

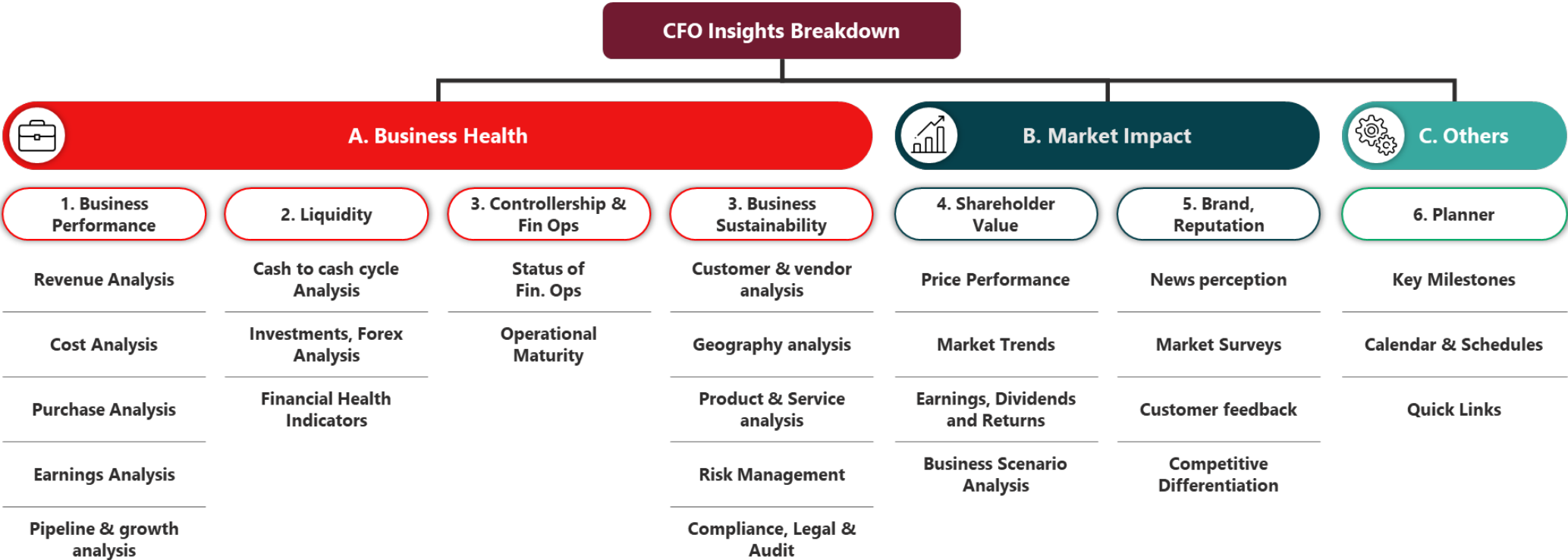
Digitized one stop shop providing comprehensive & insightful information enabling effective performance management and better decision making

OBJECTIVE

- Single dashboard giving an overall view of financial & operational performance
- Near real time single source of truth
- Empower decision making for an insight driven finance organization
- Ability to dissect information across multiple areas and view in a single dashboard

APPROACH

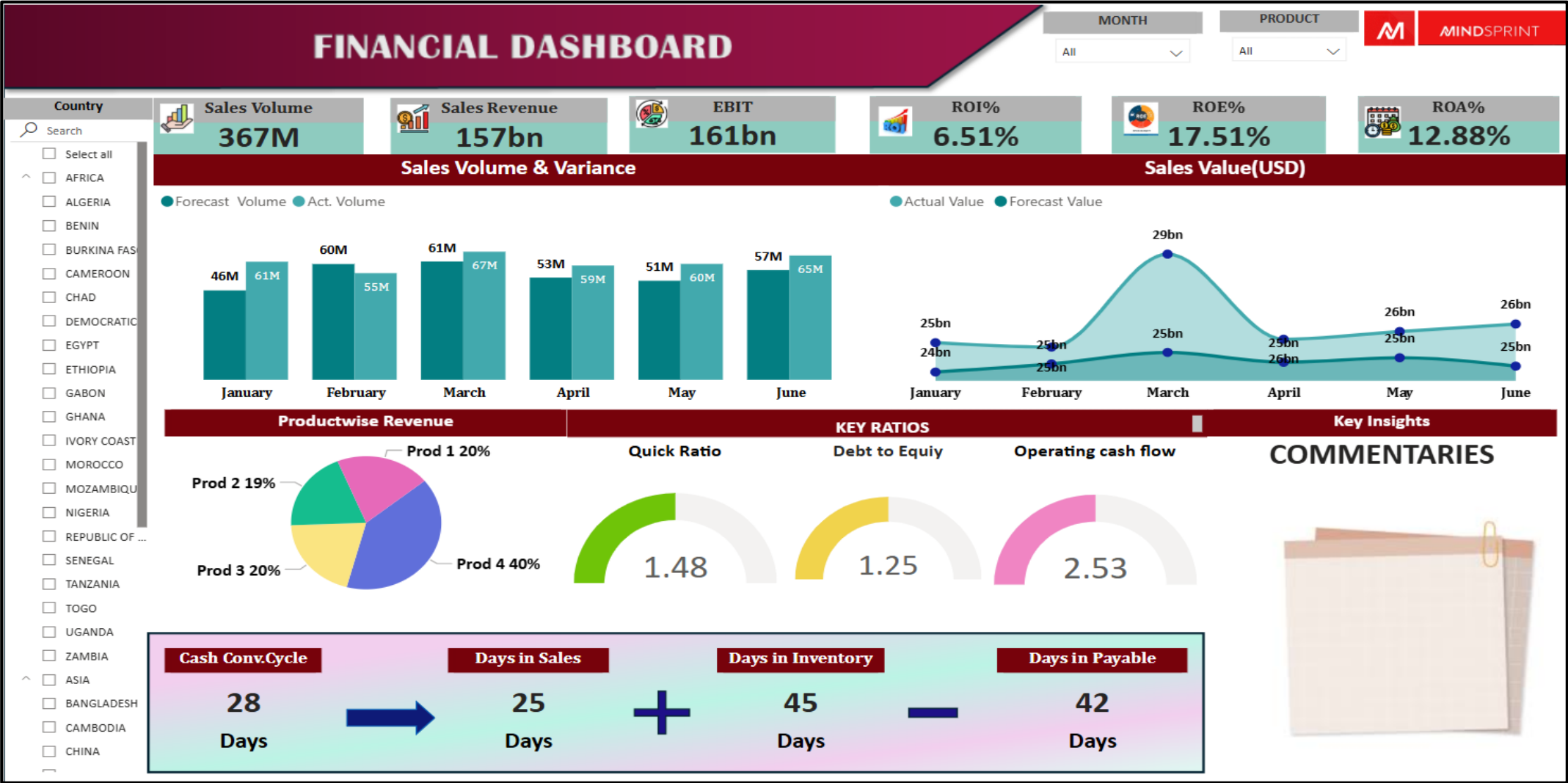
- KPI Finalization
- Data gap Assessment
- Data Source Finalization & Data Flow Set Up
- Finalization of Analytical Engine & Visualization layers





CFO Bluebook (2/2)

Illustrative Dashboard



31

Copyright Mindsprint 2025

M



Reports Transformation

40+

Countries

150+

Company codes

~ 500+

Profit centers
for reporting

12K

Month end
reports

400+

Schedules

4K

Daily/ weekly
reports

Key enablers : Processes harmonization + Intelligent automation + Data driven insights

Solutions



Virtual BOTs



Do it Yourself –
Smart report builder



Descriptive &
diagnostic analytics



Predictive analytics

Features

- Realtime reports
- Flexible and scalable
- Insight driven
- Standardizes data and output
- Multidimensional, persona based & intuitive reports
- Easy to train and cross skill users

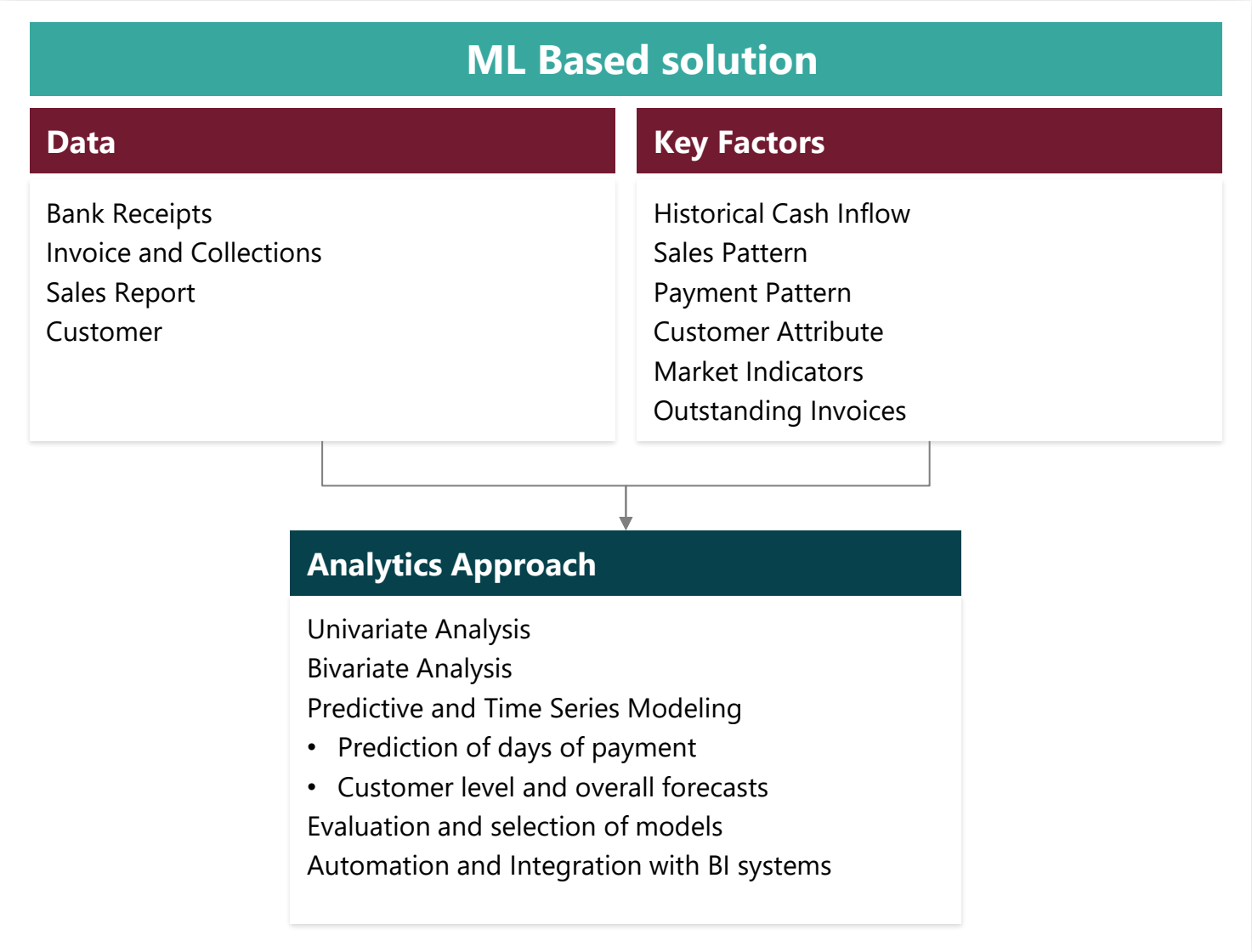
Outcomes



Saves ~90 - 95% of preparation time

35 - 40% overall efficiency

Cash Forecasting



Results delivered

~30%
improvement
Improved Cash Flow
Forecasting

\$500K
Expected savings in
interest (Optimized)

Customer
Relationship


Strategic
Decision-Making





Gross Margin Analytics

Objective: Provide **detailed insights** on variance drivers of Sales & GM at SKU / Brand / Category Level



CHALLENGES

Different UOM – MT, FCLs, Cartons etc..	Multiple Periods and Comparatives <i>Budget/Forecast/ LY & FTM / YTD / ROY / FY</i>	FX Currency Movement impact
Fragmented analysis, lacks granularity	No insights on variance drivers	Significant TAT in compilation of data and analysis



Extraction

Standardized process to extract data from SAP Reports



Consolidation

Consolidate data using **Point Automation**



One - Click

Selection criteria for multiple periods and comparatives



Analysis

Standardized Logics to analyze data and provide insights



Visualization

Data representation in **Charts and Tables** with detailed insights

FEATURES



Granular Insights from SKU level



Multiple Selections for Comparatives



Presentation in Charts and Tabules



Standardized Logics for Data Analysis

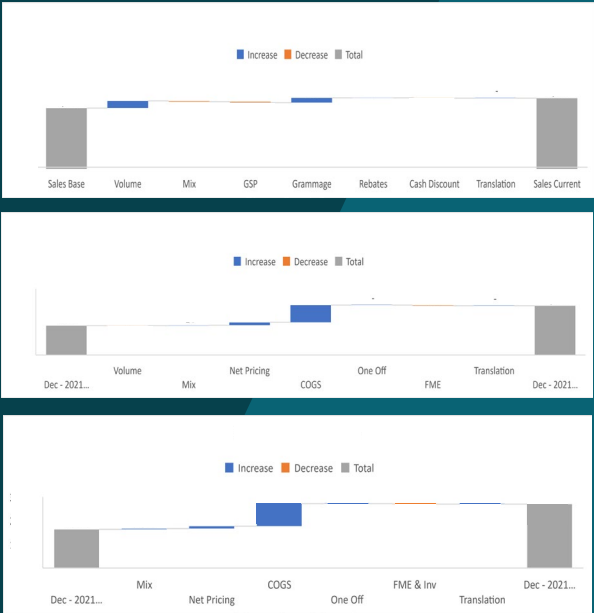


One Click with minimal TAT



BENEFITS

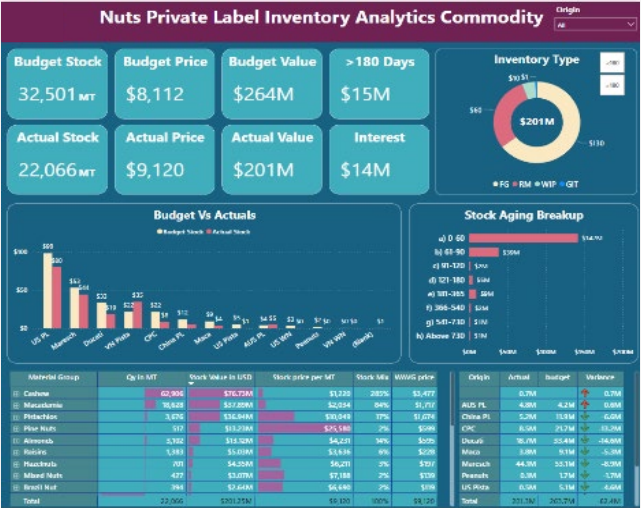
- Intuitive and facilitates actionable insights
- Optimizes time and effort in analysis. Standardized output across categories.
- Improves forecasting and decision making
- One Source of Data Analytics for use by Business Heads, LT Reviews and for External Reporting



Inventory analytics

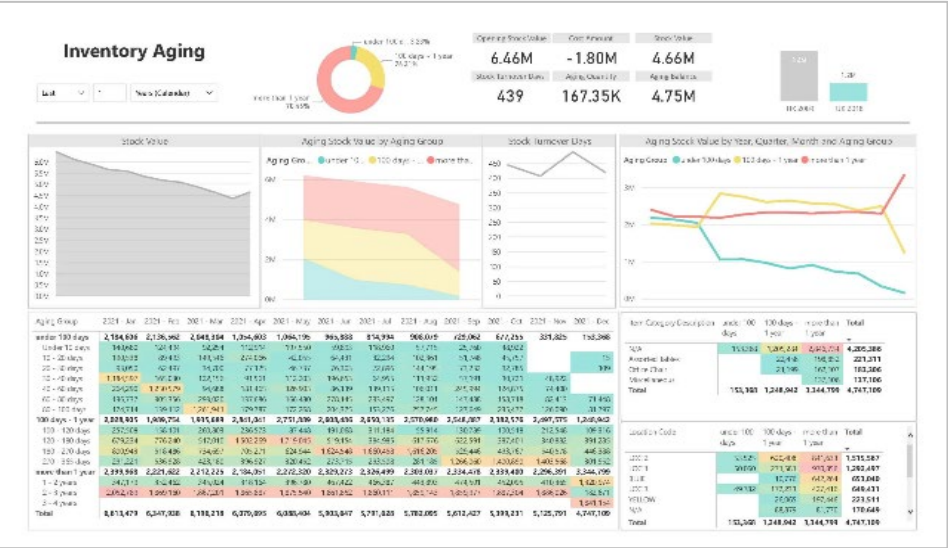
Real time and interactive dashboard driving actionable insights

- A comprehensive visualization tool displaying key inventory metrics and performance indicators in real-time with actionable insights to optimize inventory management strategies and operations
- Inventory Levels: Visual representation of current stock levels across different product categories or locations.
- 360 view (end to end visibility) on inventory by Material group / aging / Plant / till end Item level for commodity & Non-Commodity

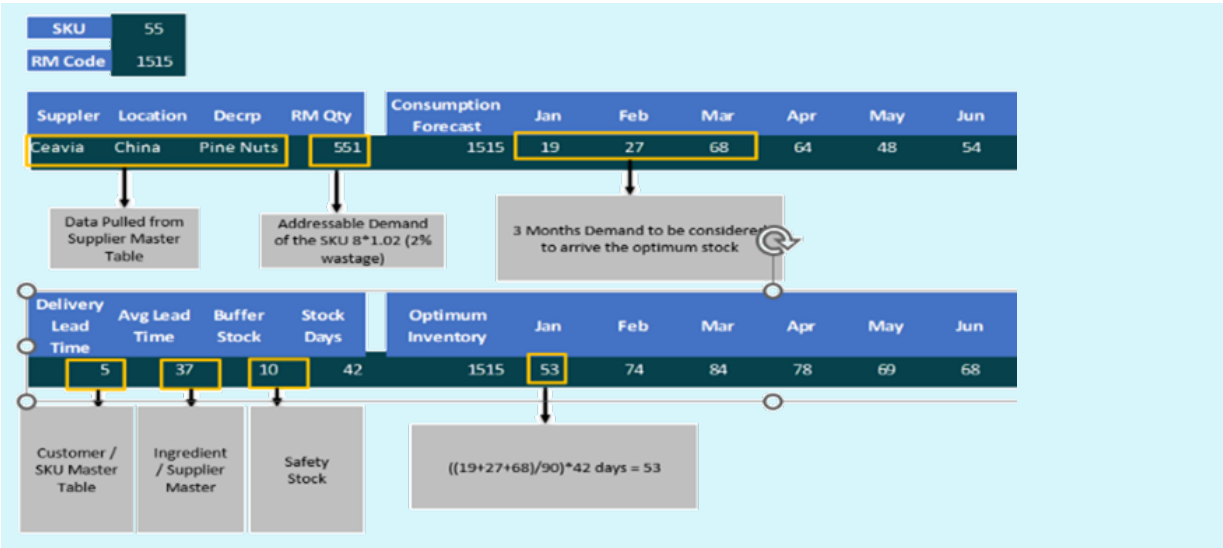


Inventory aging dashboard

Stock > 3 months > 6 months



SKU level – Optimal stock level Vs Current stock providing real time visibility on understock and overstock Items





Tax Capability & Solution

06



Taxation

Service Suite



Transfer Pricing documentation



Transfer Pricing Services



Local country compliances

Scale & Size

60+
countries

125+
Legal Entities

150+
CbC Filing

500+
Tax returns



Capabilities & Expertise

Transfer Pricing CoE

Cutting Edge Technology

Strategic Partnerships

Functional domain experts

Big 4 Experience

Enrolled Agent for US





Our differentiated capability & solution

Transfer Pricing CoE

Compliance

- TP Documentation
- Master File & Country by Country Reporting
- Review of local form



Controversy Management

- Audit defense mechanism
- TP Audit Management
- Assist in seeking Advance Pricing Agreements



Planning & Advisory

- Preparation/ review of policies
- Implementation of policies
- Preparation & Review of inter co agreements



Other Integrated Services

- Benchmarking Studies
- Year End Adjustments / True up calculations
- Tax Health Checks & Due Diligence



SALIENT FEATURES

- Sustainable tax framework under BEPS guidelines
- Specialized in CUP method for agri commodity business
- COVERAGE: APAC, Europe, USA, Africa & MENA

BENEFITS

- Standard & Consistent documents
- Compliance to Statutory requirements
- Penalty protection
- Cost Optimization
- Reduce/ eliminate tax adjustments
- Risk management
- Transparency & Visibility



Local tax compliances



Direct Tax

- Preparation/ filing of Corporate Tax returns and related workbooks
- Advance tax calculations
- Provision calculation
- Audit support: Drafting submissions, collating documents & representation
- Streamlined workpapers/ processes to bring more efficiencies



Indirect Tax

- Preparation/ filing of VAT and WHT returns
- Other returns: Sales/ Use tax, Commercial Activity tax, Plastic Packaging tax
- Advisory and reconciliation support on VAT operational matters
- Query management from department



Results delivered

95

IT returns

41

Other returns

370

GST/ VAT returns

36

WHT returns

BENEFITS

Subject matter experts

Significant reduction in tax notices

Substantial reduction of external consultant costs

Obtained GST refund of SGD 20 million for last 3 years for our clients

COVERAGE

USA
Singapore
Europe





Sourcing & Commercial Finance solution


07



ProcureSPRINT™

Agentic AI powered
Procurement Solution


ProcureSPRINT™ Agents at work



Digitizing Procurement to Unlock
Value through Smart Negotiations.




Spend Classifier & Insights
Categorize spend,
generate insights




Supplier Scout
Discover and
shortlist vendors
using AI and external
data




Deal Advisor
Support negotiation
and evaluation




Onboard Assistant
Streamline supplier
onboarding



**Agreement
Architect**
Draft, review
contracts



PO Awarder
Automate purchase
order creation and
approvals



Shipment Sentinel
Monitor shipments



Ask-Me Agent
Provide on-demand
answers and
support



Features & Functionalities- ProcureSPRINT

Cross-functional enablers that unify and orchestrate the Procurement Process

Dynamic Workflow Management

- Automates procurement tasks from requisition to payments.
- Adapts workflows in real time based on business rules and exceptions.

Self-Service Procurement Assistance

- Provides users with instant answers and process guidance
- Reduces dependency on manual help desk support.

Plug-and-Play System Connectivity

- Integrates with ERPs.
- Synchronizes data & process across procurement ecosystem

Procurement Governance & Risk Management

- Tracks procurement costs, spend patterns, and ensures adherence to policies for both direct and indirect purchases.
- Enhances audit preparedness and governance by monitoring contract compliance, regulatory obligations, and supplier risk profiles



AI Capabilities

Intelligent Data Processing & Insight Generation

- Extracts, cleanses, harmonizes data from ERP and trackers.
- Standardizes supplier and transaction information.
- Delivers actionable insights through categorization, benchmarking, and analytics.

Autonomous Sourcing & Supplier Management

- Connects to global platforms to discover and shortlist suppliers with compliance checks.
- Automates RFI/RFP processes and streamlines onboarding using AI-powered document and risk analysis

Smart Negotiation, Contracting & Transaction Automation

- Simulates scenarios, evaluates proposal, recommends best-fit suppliers.
- Automates contract drafting, review, po creation & approvals

Proactive Operations Monitoring & AI-Driven Support

- Integrates with logistics platforms, proactively notifies stakeholders
- Provides 24/7 multilingual support and intelligent query resolution



Thank You

MINDSPRINT